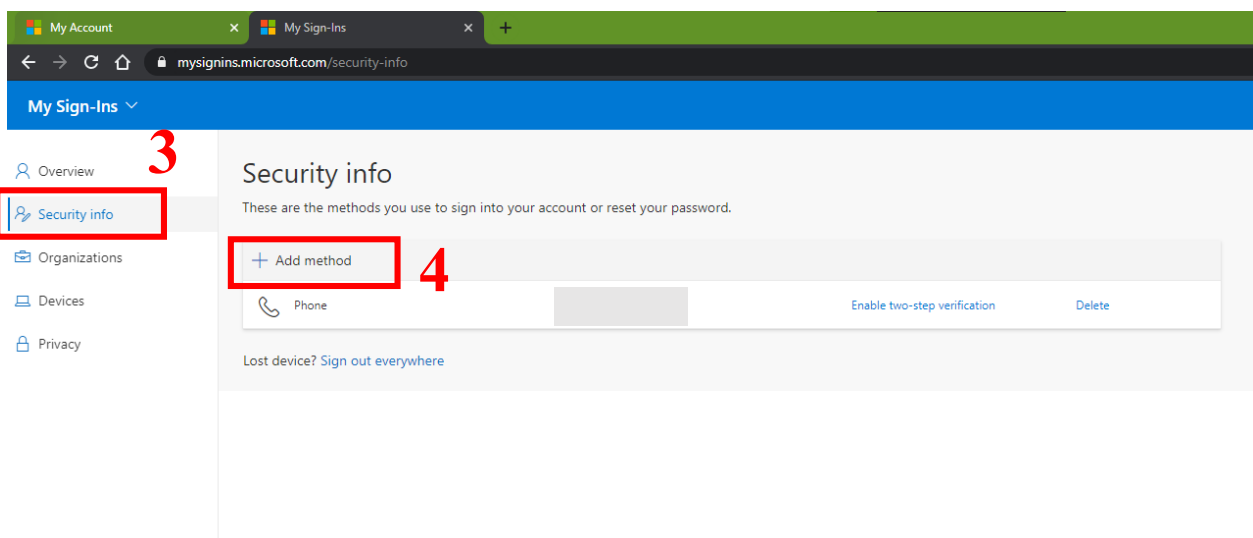
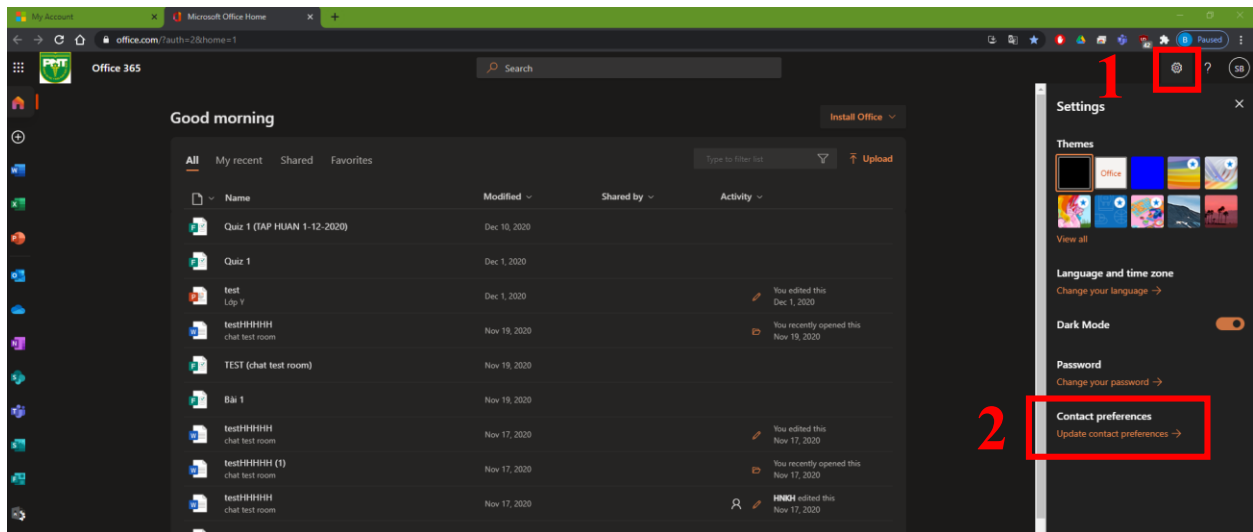


Đăng nhập trang <https://office.com>



Các cách để khôi phục tài khoản 365

Add a method

Which method would you like to add?

- Authenticator app
- Authenticator app
- Alternate phone
- Email
- Office phone

Cách 1: Cập nhật số điện thoại để khôi phục

Add a method

Which method would you like to add?

Alternate phone

Cancel Add

Phone

You can prove who you are by answering a call on your phone.

What phone number would you like to use?

Vietnam (+84) 0931234567

Call me

Message and data rates may apply. Choosing Next means that you agree to the [Terms of service](#) and [Privacy and cookies statement](#).

Cancel Next

Cách 2: Cập nhật mail dự phòng để khôi phục

Add a method

Which method would you like to add?

Email

Cancel Add

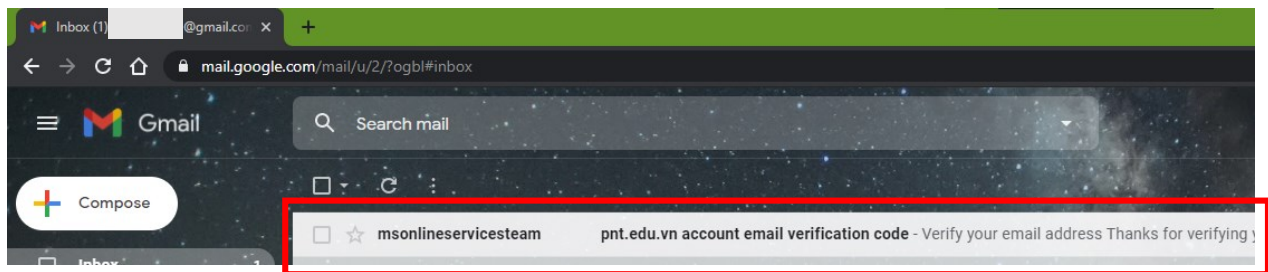
Email

What email would you like to use?

abc@gmail.com

Cancel Next

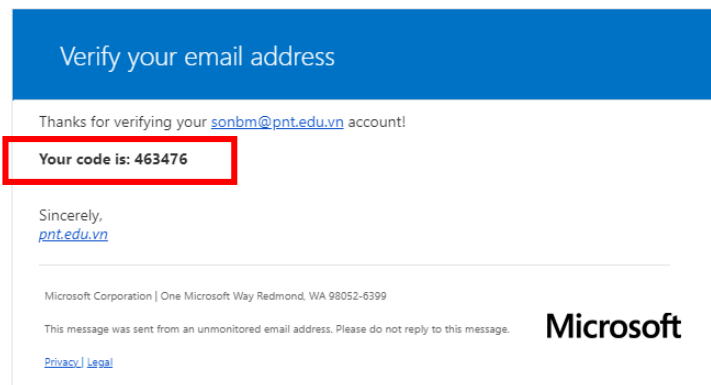
Truy cập mail cá nhân



pnt.edu.vn account email verification code Inbox x

msonlineserviceteam@microsoftonline.com
to me

Lấy mã xác thực



Email

We just sent a code to [redacted]@gmail.com

463476

[Resend code](#)

Nhập mã xác thực

[Back](#) [Next](#)

My Sign-Ins ▾

- Overview
- Security info**
- Organizations
- Devices
- Privacy

Security info

These are the methods you use to sign into your account or reset your password.

+ Add method

Phone	[redacted]	Enable two-step verification	Delete
Email	[redacted]@gmail.com	Change	Delete

Lost device? [Sign out everywhere](#)

**Số điện thoại và mail sau khi đã cập nhật để
khôi phục tài khoản 365**